




7825700

Dual Band | Omni | VV-Pol | 360° / 360° | 1.24 / 3.4 dBi | Fixed Tilt

- Ultra Wide, Dual Band omni-directional performance
- Versatile size for a variety of applications
- For indoor and outdoor use



Ordering Options	Model Number					
Antenna with N-Type Connector	7825700					
Antenna with 4.1/9.5 Mini-DIN Connector	7825700-mDIN					
Antenna with 7/16-DIN Connector	7825700-DIN					
Electrical Characteristics	696-960 MHz		1710-2700 MHz			
Frequency Band (MHz)	696-806	806-960	1710-1880	1850-1990	1900-2170	2200-2700
Polarisation	Vertical		Vertical			
Horizontal Beamwidth	360°	360°	360°	360°	360°	360°
Vertical Beamwidth	87.7°	68.3°	44.4°	40.3°	60.3°	36.1°
Gain	1.87 dBi	1.24 dBi	2.5 dBi	3.4 dBi	2.8 dBi	2.9 dBi
Impedance	50Ω					
VSWR	< 2.5:1		1710-2170 MHz: < 2.0:1 2170-2700 MHz: < 2.5:1			
IM3 (2x20W Carriers)	-150 dBc* *PIM value for antenna with N-Type connector only applicable at date of manufacture					
Input Power	50 W					
Connector(s)	1 Port, N-Type Female, 4.1/9.5 Mini-DIN Female or 7/16-DIN Female, Bottom					
Mechanical Characteristics						
Dimensions (Length x Diameter)	195 x 28 mm			7.7 x 1.1 in		
Dimensions with Connector (Length x Diameter)	225 x 28 mm			8.9 x 1.1 in		
Weight without Mounting Bracket	0.11 kg			0.24 lbs		
Wind Load @ 160 km/hr (100 mph)	4 N			1.0 lbf		
Survival Wind Speed	241 km/hr			150 mph		
Radome Color	White					
Mounting Interface	4 x 3.4 mm (0.135 in) diameter holes equally spaced on a 41 mm (1.614 in) diameter bolt circle					
Mounting Options						
Select from the following Mounting Options:	Image	Part Number	Fits Pipe Diameter			
Universal Wall/Ceiling Mounting Kit		505-173-5-003	---			
Wall Mounting Kit		XSL9254316	---			
Wall or Pole Mounting Kit		XSL9254317	30-53 mm (1.2-2.1 in)			

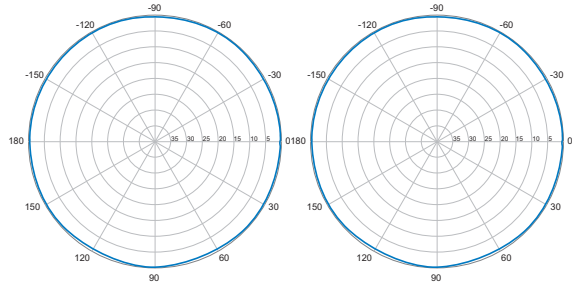
Notes
 Product is intended for both indoor and outdoor use.
 The antenna enclosure will provide environmental protection to the IP54 rating.

Quoted performance parameters are provided to offer typical or range values only and may vary as a result of normal manufacturing and operational conditions. Extreme operational conditions and/or stress on structural supports is beyond our control. Such conditions may result in damage to this product. Improvements to product may be made without notice.

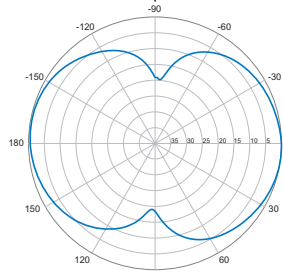
7825700

Dual Band | Omni | VV-Pol | 360° / 360° | 1.24 / 3.4 dBi | Fixed Tilt

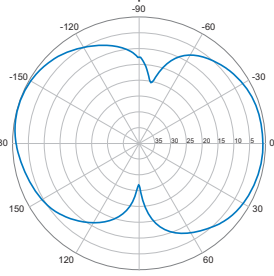
696-960 MHz



Horizontal | 750 MHz



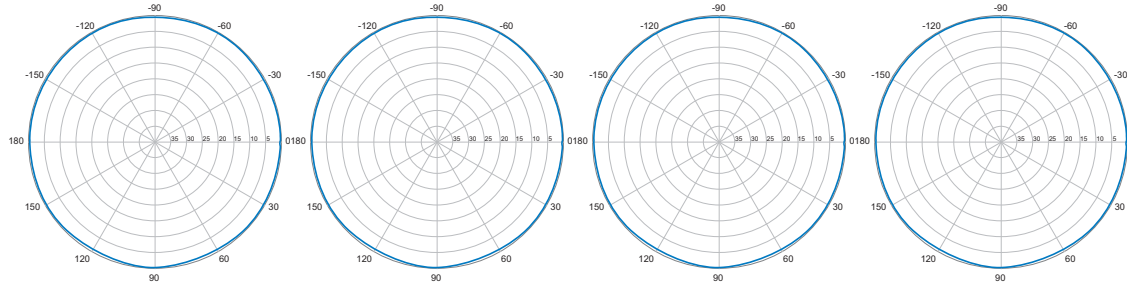
Horizontal | 850 MHz



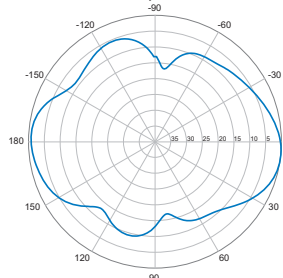
Vertical | 0° | 750 MHz

Vertical | 0° | 850 MHz

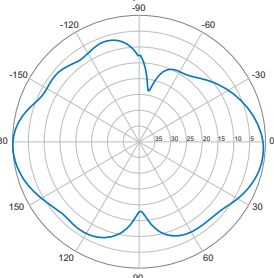
1710-2700 MHz



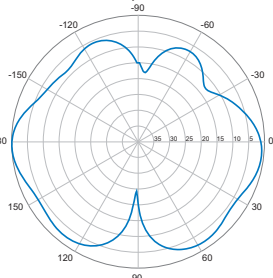
Horizontal | 1800 MHz



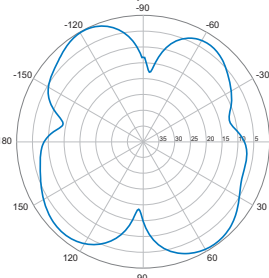
Horizontal | 1900 MHz



Horizontal | 2100 MHz



Horizontal | 2100 MHz



Vertical | 0° | 1800 MHz

Vertical | 0° | 1900 MHz

Vertical | 0° | 2100 MHz

Vertical | 0° | 2400 MHz

Quoted performance parameters are provided to offer typical or range values only and may vary as a result of normal manufacturing and operational conditions. Extreme operational conditions and/or stress on structural supports is beyond our control. Such conditions may result in damage to this product. Improvements to product may be made without notice.